



Sheer
Driving Pleasure



THE NEW BMW 5 SERIES TOURING.

BMW EFFICIENT DYNAMICS.
LESS EMISSIONS. MORE DRIVING PLEASURE.

THE NEXT
100 YEARS



THE NEW BMW 5 SERIES TOURING.



DIGITAL DISCOVERY: THE NEW BMW BROCHURES APP.



More information, more driving pleasure: The new BMW brochures app offers you a brand new digital and interactive BMW experience. Download the BMW brochures app for your smartphone or tablet now and explore new perspectives of your BMW.

INNOVATION AND TECHNOLOGY.



18 BMW EfficientDynamics



20 BMW ConnectedDrive



22 Suspension and safety

EQUIPMENT.



24 Models and Lines



30 BMW Individual



32 Equipment highlights




36 Exterior colours



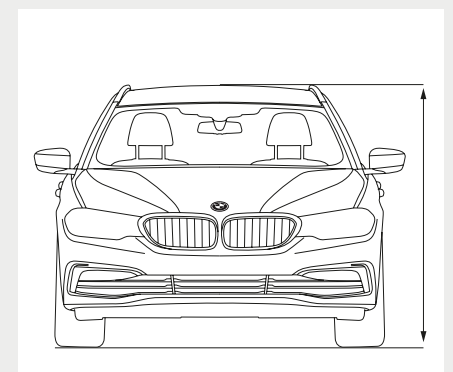
38 Interior colours



40 Wheels and tyres



41 Original BMW Accessories



42 Technical data



HIGH PERFORMER.
BUSINESS ATHLETE.

IN FULL COMMAND OF ITS TERRITORY – THE ROAD.

OUTSTANDING PERFORMANCE THANKS TO BMW TWIN POWER TURBO ENGINES II
HIGH EFFICIENCY THANKS TO BMW EFFICIENT DYNAMICS TECHNOLOGIES II
IMPRESSIVE DYNAMICS THANKS TO EFFICIENT LIGHTWEIGHT CONSTRUCTION II
INCREASED SAFETY THANKS TO ADAPTIVE LED HEADLIGHTS*



* Available as optional equipment.

IN SHORT: A LONG WAY AHEAD.

SPORTY AND ELEGANT ATMOSPHERE IN THE INTERIOR II DYNAMIC FORM II
HIGH-QUALITY MATERIALS II SPACIOUSNESS AND LONG-DISTANCE COMFORT



EVERY CONTOUR A SIGN OF CHARACTER.

CHARACTERISTIC REAR DESIGN II HORIZONTAL DESIGN EMPHASISES
A FIRM STREET BEARING II CLASSIC BMW L-SHAPED REAR LIGHTS IN
A NEW STREAMLINED AESTHETIC II OPPOSING SIDE TAILPIPE DESIGN



A SMALL GESTURE – A BIG HELP.

NEW AND INTUITIVE USER TECHNOLOGIES: THE INTELLIGENT
BMW GESTURE CONTROL* II THE INNOVATIVE TOUCH DISPLAY* II
THE INTELLIGENT VOICE CONTROL SYSTEM*



* Available as optional equipment.

IT DOESN'T SET LIMITS – IT EXPANDS THEM.

BACK SEAT CAN BE FOLDED DOWN FROM THE LUGGAGE COMPARTMENT II
40:20:40 SPLIT II IDEAL STORAGE OPTIONS II AUTOMATICALLY OPENING AND
CLOSING TAILGATE* II SEPARATELY OPENING REAR WINDOW

* Available as optional equipment.





COMBINES PERFORMANCE WITH PLEASURE.

VERSATILITY CAN BE THIS ATHLETIC: IN ADDITION TO INTELLIGENT BMW TECHNOLOGIES AND INNOVATIVE OPERATING CONCEPTS, THE NEW BMW 5 SERIES TOURING OFFERS UNIQUE DYNAMIC DRIVING CHARACTERISTICS. GET READY TO EXPERIENCE UNMATCHED AGILITY AND THE UTMOST IN PRECISION HANDLING. ALL THAT COMBINED WITH SPACIOUSNESS, GENUINE LONG-DISTANCE COMFORT AND VERSATILE FUNCTIONALITY CAN PRODUCE ONLY ONE THING: UNIVERSAL DRIVING PLEASURE.



www.bmw.com/efficientdynamics

**MORE POWER
FROM LESS FUEL.**

More power from 3 to 12 cylinders. Consume less, experience more – the **BMW TwinPower Turbo engines** offer the greatest possible dynamic performance with the greatest possible efficiency thanks to the newest injection systems, variable output control and sophisticated turbocharger technology. Whether diesel or petrol, and no matter how many cylinders, the engines from the BMW EfficientDynamics engine family allow markedly more agile power delivery and outstanding responsiveness even at low rpms, while being fuel-efficient and low in emissions.

**MORE DRIVING PLEASURE,
LESS EMISSIONS.**

Approximately 33% less CO₂ emissions since 2000: BMW **EfficientDynamics** is a technology package that includes not only the drive, but rather the whole vehicle concept and intelligent energy management. Provided as standard in every BMW, a variety of innovative technologies contribute to continuously improving efficiency. Via engine efficiency measures, electrification, lightweight construction methods and optimised aerodynamics, BMW has managed to reduce the CO₂ emissions of its fleet by 33%.

**MORE SPEED,
LESS WEIGHT.**

Lower weight with intelligent lightweight construction. Special consideration for every last detail – intelligent lightweight construction means that the optimal material is found and implemented for each part of the vehicle. With extremely light high-tech materials such as aluminium and carbon fibre, **BMW EfficientLightweight** is pursuing the goal of minimising vehicle weight. That leads to even more aerodynamic driving characteristics, increased stability, and heightened vehicle safety and comfort.



LIGHTWEIGHT CONSTRUCTION

BMW EfficientLightweight stands for intelligent lightweight construction that contributes significantly to increased driving dynamics and efficiency. Weight reduction is the basis for the best driving dynamics and exemplary efficiency. Weight-optimised materials such as high-tensile steel, aluminium and magnesium are utilised when constructing various components.


AERODYNAMICS

With targeted measures focusing on Aerodynamics, BMW has optimised drag coefficient and efficiency as well as interior acoustics. Fuel consumption has also been reduced. The Active air stream kidney grille, the Air Breather, the Air curtain on the front wheels and the Aero wheels are all targeted and detailed measures to further reduce air resistance.

**INTELLIGENT START STOP
FUNCTION**

The Intelligent Start/Stop function enhances driving comfort with the help of the interaction of the navigation, camera and radar data. It switches the engine off only when an extended standing time is expected and the energy required to start the engine is likely to be lower than that saved when it is shut down.

THE NEW BMW 5 SERIES TOURING – DYNAMIC AND EFFICIENT.



BMW 540i xDrive

- BMW TwinPower Turbo 6-cylinder petrol engine with 250 kW (340 hp) and 450 Nm torque
- Acceleration 0–100 km/h: [5.1] s; top speed: [250]¹ km/h
- Fuel consumption combined: [7.3–7.7] l/100 km
- CO₂ emissions, combined: [167–177] g/km

BMW 530i

- BMW TwinPower Turbo 4-cylinder petrol engine with 185 kW (252 hp) and 350 Nm torque
- Acceleration 0–100 km/h: [6.5] s; top speed: [250]¹ km/h
- Fuel consumption combined: [5.8–6.3] l/100 km
- CO₂ emissions, combined: [133–143] g/km

BMW 530d / 530d xDrive

- BMW TwinPower Turbo 6-cylinder diesel engine with 195 kW (265 hp) and 620 Nm torque
- Acceleration 0–100 km/h: [5.8] s / [5.6] s xDrive; top speed: [250]¹ km/h
- Fuel consumption combined: [4.7–5.1] l/100 km / [5.7–5.3] l/100 km xDrive
- CO₂ emissions, combined: [124–134] g/km / [139–149] g/km

BMW 520d

- BMW TwinPower Turbo 4-cylinder diesel engine with 140 kW (190 hp) and 400 Nm torque
- Acceleration 0–100 km/h: 8.0 [7.8] s; top speed: 230 [225] km/h
- Fuel consumption combined: 4.5–4.9 [4.3–4.7] l/100 km
- CO₂ emissions, combined: 119–129 [114–124] g/km

¹ Electronically limited.
Quoted performance, fuel consumption and CO₂ emissions figures refer to vehicles with standard transmission. Figures in [] refer to vehicles with Steptronic transmission.

Further information on fuel consumption and CO₂ emissions can be found in technical data or consult your BMW partner.

BMW ConnectedDrive

So connected, you're free.

www.bmw.com/connecteddrive

THE NEW BMW 5 SERIES TOURING – DIGITALLY CONNECTED FOR MORE INFOTAINMENT AND COMFORT.

Innovation and Technology 20 | 21

REGISTERS UP TO **360** DEGREES OF THE VEHICLE'S SURROUNDINGS.

Enjoy the greatest convenience and the highest level of safety with BMW ConnectedDrive. For driving, parking and visibility, the BMW ConnectedDrive driver assistance systems are there when you need them, reliably, in every situation. The most cutting-edge systems, such as radar, ultrasound and cameras, dependably register the vehicle's surroundings, forming the basis for intelligent driver assistance systems. Whether activated when desired, or as emergency assistance in the background – the assistance systems from BMW ConnectedDrive make every drive in your BMW safer and more convenient.

CONNECTED FOR OVER **40** YEARS.

Focussed on the future – from the very beginning. By the 1970s, BMW had already made headway in connected mobility. Another milestone of the digital future was surpassed in 1999: vehicles with built-in SIM cards. Then came the first online services, Google Services and innovative driver assistance and display systems such as the BMW Head-Up Display. Throughout this process, the desires of the customer have always taken centre stage. As the first premium automobile manufacturer, BMW makes it possible to book and pay for services flexibly via the BMW ConnectedDrive Store, in the vehicle or on a computer at home. And with the introduction of BMW Connected^{1,2} and the Open Mobility Cloud, BMW is taking the next steps into the future of mobility.

MORE THAN **20** SERVICES AND APPS IN THE BMW CONNECTED DRIVE STORE.

The equipment ConnectedDrive Services forms the basis for intelligent BMW ConnectedDrive functions, as well as for the integration of selected smartphone apps. This equipment also provides access to the BMW ConnectedDrive Store, in which services and apps can be ordered and extended easily, any time and anywhere to suit the user's individual requirements – for example with the Concierge Service or Online Entertainment, which turn every drive into a convenient and entertaining experience.

WITH BMW CONNECTED, in touch **24/7**.

What would it be like if you were never late again? What if your BMW already knew your preferred destinations? How would you like reliable navigation, whether you're sitting in your vehicle or not? BMW Connected^{1,2} provides you with the information you want, when and where you want it. BMW Connected is a personal mobility assistant which facilitates your everyday mobility and aids you in reaching your destinations relaxed and on time. With the BMW Connected app, mobility-relevant information such as recommendations for optimal departure times are available at any time via smartphone or smartwatch and can be seamlessly transmitted to the car.

BMW CONNECTED^{1,2}

BMW Connected is a personal mobility assistant which facilitates everyday mobility and aids drivers in reaching their destinations relaxed and on time. Mobility-relevant information such as recommendations for optimal departure times are available remotely via iPhone® or Apple Watch and can be seamlessly transferred into the car.

PARKING ASSISTANT PLUS²

The equipment package Parking Assistant Plus makes parking and manoeuvring the vehicle easier. It features Surround View including Top View, Remote 3D View, PDC as well as a lateral parking aid, the Active PDC emergency braking function and the Parking Assistant with linear guidance that provides fully automatic parking both parallel and perpendicular to the road.

DRIVING ASSISTANT PLUS^{2,3}

Driving Assistant Plus offers greater comfort and security during monotonous or complex driving situations. These can include traffic jams, stop-and-go traffic or long journeys through the city, on country roads or motorways, along with navigating junctions and lane changes.

REMOTE 3D VIEW^{2,4}

With Remote 3D View, the user can see the parked vehicle's surroundings from a distance on a smartphone. The function can be activated via the BMW Connected App (for iOS). It also allows the user to observe the area around the vehicle from a distance as a 3D image.



SUSPENSION AND SAFETY.

■ Standard equipment □ Optional equipment



Integral Active Steering¹ combines steering for the rear wheels with support that varies based on the steering angle on the front axle. At speeds of up to around 60 km/h, the rear wheels turn opposite the front wheels. This minimizes the effort required for steering, resulting in comfortable responsiveness while manoeuvring, and it reduces the turning radius and improves the agility of the vehicle. Beginning around faster speeds of around 60 km/h, the rear wheels turn parallel to the front wheels. This increases stability and comfort particularly with swift and sudden lane changes.

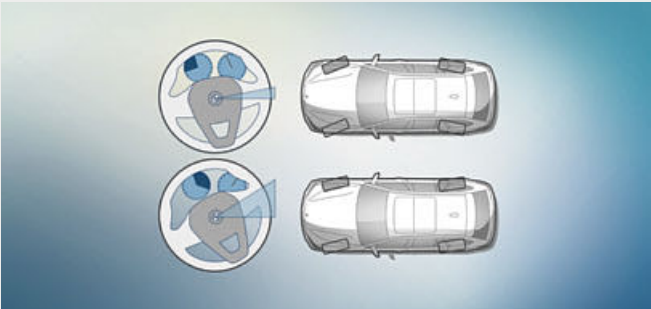
The **8-speed Steptronic Sport transmission**^{1,2} offers incredibly sporty gear changes. Whether automatic or manual using gearshift paddles or gear lever - for comfortable coasting or incredibly dynamic driving. In SPORT mode and with the gear lever in the left-hand S/M position, the gear shifts are configured for maximum performance.

The **Dynamic Damper Control**¹ makes it possible to adjust the damper characteristics to suit any given driving situation, increasing comfort and driving dynamics. In addition to the standard COMFORT setting for increased driving comfort, the SPORT program offers athletic damper settings.

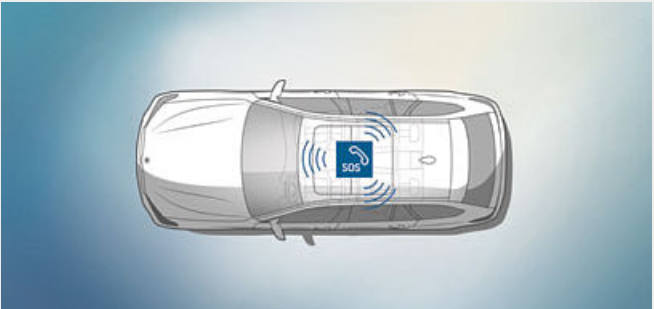
The **intelligent BMW xDrive all-wheel drive system**¹ smoothly and variably distributes drive power to the front and rear wheels for maximum traction, driving dynamics and safety in every driving situation. For even better agility, the electronically controlled power distribution for instance counterbalances oversteer or understeer on bends.

Adaptive Drive¹ combines the active body roll stabilisation Dynamic Drive and Dynamic Damper Control for regulation of the stabilisers and dampers as required. At the same time this ensures outstanding driving comfort levels with hardly any noticeable body roll, which in turn permits higher speeds and shorter braking distances when taking bends.


M Sport suspension¹ is lowered by roughly ten millimetres. It also features shorter suspension springs and tighter damper settings, as well as harder stabilisers. Together these result in improved traction and reduced body roll, which in turn allows for an extremely athletic driving style.



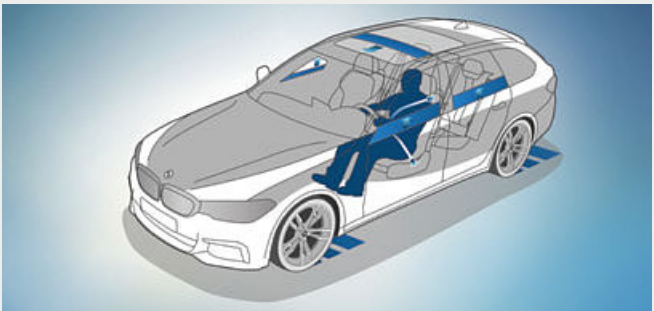
□ **Integral Active Steering** combines support that varies based on the steering angle on the front axle, and rear wheels that also contribute to steering. At lower speeds, it offers greater manoeuvrability and agility by turning the rear wheels opposite the front wheels. Beginning around 60 km/h, the rear wheels turn parallel to the front wheels, to increase stability and comfort.



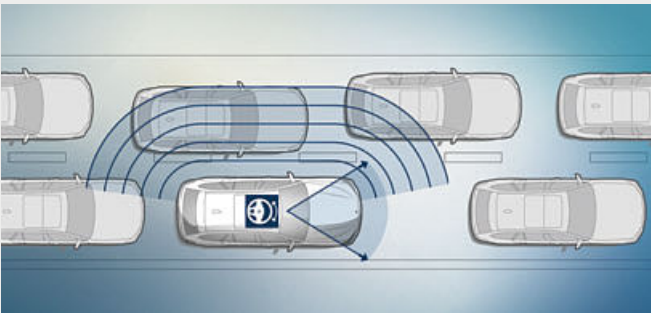
■ The **Intelligent emergency call** automatically establishes a connection with the nearest rescue coordination centre through the BMW call centre whenever needed – without the use of a mobile phone. It transmits information regarding the vehicle's current location and the severity of the accident. The Intelligent emergency call can also be triggered manually in case other road users require help, for example.



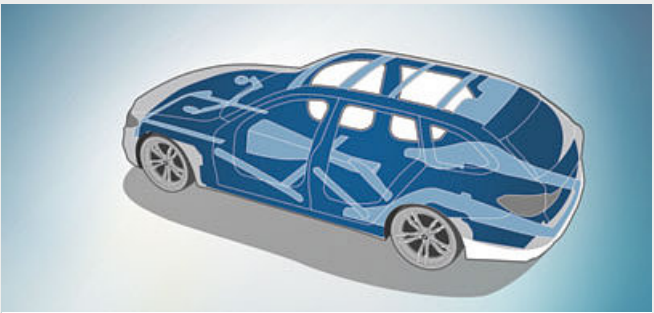
□ LED headlights with **Adaptive headlights**, variable city and motorway light distribution and BMW Selective Beam provide optimum illumination of the road when driving in the dark. Even at a standstill, the integrated cornering lights are automatically activated by signalling or turning the steering wheel and are active at speeds of up to 35 km/h.



□ **Active Protection** is the BMW ConnectedDrive preventive passenger protection system. Active Protection warns the driver if it detects signs of tiredness, safety belts are pretensioned in critical situations, electric seats are returned to upright positions and the windows and sliding roof are closed. After an accident occurs, the brakes are automatically applied until the vehicle reaches a standstill.



□ **Lane Keeping assistant**³ with active side collision protection: assists the driver at speeds between 70 km/h to 210 km/h with convenient corrective steering interventions, helping to stay in the lane and actively avoid potential side impacts.



■ The extremely torsionally stiff but **light body construction** provides the basis for sporty driving dynamics, high-precision steering and agility. Additionally, it offers the passengers the best possible all-round protection.

¹ Available as optional equipment.
² Not available with BMW 520d.

³ Part of the Driving Assistant Plus packages.

BASIC.

Discover more with the new BMW catalogue app. Now available for your smartphone and tablet.



■ The ergonomic cockpit with clear view of controls and premium-quality materials.



□ Generously proportioned interior, shown here in leather 'Dakota' Canberra Beige and fine-wood interior trim Finition Ridge with highlight trim finisher Pearl Chrome.

- Selected basic equipment:**
- 17" light alloy wheels V-spoke style 618
 - LED headlights
 - Leather steering wheel with Multifunction
 - Automatic air conditioning with 2-zone control
 - Radio BMW Professional with 8.8" LCD colour display
 - Driving Experience Control
 - Partially electric seat adjustment for driver and front passenger



□ The flat roof rails in Black matt make it easy to fasten the multifunctional BMW roof rack unit for transporting bulky objects.



■ 17" light alloy wheels V-spoke style 618 in Reflex Silver, wheel size 7.5J x 17, with 225/55 R17 tyres.

LUXURY LINE.

■ Standard equipment □ Optional equipment



□ The elegant roof rails in silver matt form the base for the easy attachment of the multipurpose BMW roof rack unit for bulky cargo.



□ The comfort seats in the Exclusive leather 'Nappa' Ivory White with contrasting piping emphasise the elegant flowing lines of the interior and provide optimal ergonomic adjustment.



■ 18" light alloy wheels W-spoke style 632, size 8J x 18 with 245/45 R18 tyres.



□ 19" light alloy wheels Multi-spoke style 633, 8J x 19 with 245/40 R19 tyres.

- Luxury Line exterior equipment:**
- BMW kidney grille with exclusively designed slats and grille frame in Chrome high-gloss
 - Front bumper with specific design elements in Chrome high-gloss
 - LED fog lights
 - 18" light alloy wheels W-spoke style 632 in Reflex Silver, alternatively 19" light alloy wheels Multi-spoke style 633 in Reflex Silver¹, other wheels available "Luxury Line" designation on the side
 - Air Breather in Chrome high-gloss
 - Side window surrounds in Chrome high-gloss, window guides, window recess finisher, B-pillar, mirror base and mirror foot in Black high-gloss
 - Roof rails in Aluminium Silver or Black high-gloss
 - Rear bumper with specific horizontal design elements on the rear diffuser in Chrome high-gloss
 - Tailpipe trim in Chrome high-gloss, on both sides or with free-form

- Luxury Line interior equipment:**
- Door sill finishers in Aluminium, illuminated with "Luxury Line" lettering
 - Seats in Leather 'Dakota' with line-specific stitching and leather piping; other upholsteries¹ available
 - Sport leather steering wheel in Black, alternatively in Dark Coffee³
 - Car key with Chrome high-gloss detailing
 - Interior trim finishers in fine-wood trim 'Fineline' Ridge with highlight trim finishers in Pearl Chrome; other trims¹ available
 - Variable Ambient light in six colours
 - Instrument panel in Sensatec Black² or Dark Coffee², alternatively BMW Individual leather Black^{1,3}

¹ Available as optional equipment.
² Colour depends on chosen upholstery colour.
³ Instrument panel BMW Individual leather in Black, available from 07/17.

SPORT LINE.

Discover more with the new BMW catalogue app. Now available for your smartphone and tablet.

■ Standard equipment □ Optional equipment



□ The interior conveys a sense of athleticism that is characteristic of the new BMW 5 Series Touring. The interior trim in optional Aluminium high finish and ambient light adjustable in six colours offer a dynamic look.

■ The Sport leather steering wheel with a thinner rim and contoured thumb rests is perfectly shaped with an exceptionally pleasant feel.



□ The interior with sport seats and leather upholstery in leather 'Dakota' black with exclusive stitching and contrast piping extends the contemporary dynamics of the exterior to the passenger compartment.

Sport Line exterior equipment:

- BMW kidney grille with vertical slats in Black high-gloss and grille frame in Chrome high-gloss
- Front bumper with specific design elements in Black high-gloss
- LED fog lights
- 18" light alloy wheels W-spoke style 634 in Orbit Grey, alternatively 19" light alloy wheels Multi-spoke style 635 in Ferric Grey¹, other wheels¹ available
- "Sport Line" designation on the side
- Air Breather in Black high-gloss
- Side window surrounds, window guides, window recess finisher, B-pillar, mirror base and mirror foot in Black high-gloss
- Roof rails in Black high-gloss or Aluminium Silver
- Rear bumper with specific horizontal design elements on the rear diffuser in Black high-gloss
- Tailpipe trim in Black Chrome, circular on both sides or with free-form

Sport Line interior equipment:

- Door sill finishers in Aluminium, illuminated with "Sport Line" designation
- Seats in Leather 'Dakota' with line-specific stitching and leather piping, alternatively in Leather 'Nappa', other upholsteries available
- Seats in cloth/leather combination
- Sport leather steering wheel in Black² with Multifunction
- Car key with Chrome high-gloss detailing
- Interior trim finishers in Black high-gloss with accent in Pearl Chrome, other trims¹ available
- Variable ambient light in six colours
- Instrument panel in Black, alternatively in Sensatec Black^{1,2} or Dark Coffee, or in BMW Individual leather Black¹



■ 18" light alloy wheels double-spoke style 634 Orbit Grey gloss-lathed, 8J x 18 with 245/45 R18 tyres.



□ 19" light alloy wheels V-spoke style 635 Ferric Grey gloss-lathed with mixed tyres and run-flat properties, front 8J x 19 with 245/40 R19 tyres, rear 9J x 19 with 275/35 R19 tyres.



□ BMW Individual Exterior Line features trim strips and window recess finishers in satinated Aluminium.



■ The trim of the Air Breather is in Black high-gloss.

¹ Available as optional equipment.
² Colour depends on chosen upholstery colour.
³ Instrument panel BMW Individual leather in Black, available from 07/17.

M SPORT PACKAGE

Discover more with the new BMW catalogue app. Now available for your smartphone and tablet.

■ Standard equipment □ Optional equipment



□ In the premium-quality interior, the sporty equipment is rounded out by the display with M-specific characteristics, interior trim finishers in Aluminium Rhombicle and the M driver footrest.

■ M Leather steering wheel including multifunction buttons, steering wheel rim in leather 'Walknappa' Black with contoured thumb rests.



□ With the leather 'Dakota' Night Blue exclusive stitching with contrasting piping, the design creates dynamic flair in the interior.

M Sport package exterior equipment:

- M Aerodynamics package with front apron, side skirts and rear apron with diffuser insert in Dark Shadow metallic
- BMW kidney grille with vertical slats in Black high-gloss and grille frame in Chrome high-gloss
- LED fog lights
- 18" M light alloy wheels Double-spoke style 662 M with mixed tyres, other wheels¹ available
- M Sport suspension, lowered for sDrive and xDrive
- M Sport brake¹ with brake calipers in Dark Blue metallic and M designation
- BMW Individual high-gloss Shadow Line
- M designation on the front side panels
- Exterior mirror caps in body colour
- Tailpipe trim strip in Chrome high-gloss, on both sides
- Exclusive paintwork in Carbon Black, other paintworks available

M Sport package interior equipment:

- M door sill finishers, illuminated
- Sport seats for driver and front passenger in Cloth/Alcantara combination in exclusive M look, alternatively in Leather 'Dakota'¹ Black with exclusive M look and Blue accent, other upholsteries¹ available
- M Leather steering wheel with multifunction buttons
- BMW Individual headliner Anthracite
- Instrument cluster with M specific look in SPORT mode
- Interior trim finishers in Aluminium Rhombicle with highlight trim finishers in Pearl Chrome, other trims¹ available
- Gear lever and M designation
- M driver footrest with M-specific pedal covers
- Car key with exclusive M designation



■ 18" M light alloy wheels Double-spoke style 662 M in Bicolour Ferric Grey gloss-lathed, with mixed tyres and run-flat properties, front 8J x 18 with 245/45 R18 tyres, rear 9J x 18 with 275/40 R18 tyres.



□ 19" M light alloy wheels Double-spoke style 664 M Orbit Grey, gloss-lathed with run-flat properties and mixed tyres, front 8J x 19 with 245/40 R19 tyres, rear 9J x 19 with 275/35 R19 tyres..



■ Illuminated Entry sill with M logo.



■ The high-performance M Sport brake² is distinguished by exclusive dark blue brake calipers with M lettering and outstanding braking performance.

¹ Available as optional equipment.
² Only in combination with BMW 530i, 540i xDrive, 530d and 530d xDrive.



BMW Individual paint finish Champagne Quartz metallic in sporty elegance with the 20" BMW Individual light alloy wheels V-spoke style 759 I.

BMW Individual doorsill finishers with illuminated lettering.



BMW INDIVIDUAL.

The expression of personality.

The new BMW 5 Series Touring. Inspired by BMW Individual.

The BMW Individual Collection offers a seemingly unlimited selection of equipment options for the new BMW 5 Series Touring, allowing you to create a BMW that perfectly reflects your own character.

The BMW Individual paint finish Champagne Quartz metallic and full fine-grain Merino leather in Smoke White stylishly accentuate the athletic and elegant character. The interior trim in Piano finish Black and the leather steering wheel with applications in Piano finish Black are additional exclusive highlights. All this, including 20" light alloy wheels, shows how BMW Individual embodies perfection in every way – inside and out.

If you require even greater levels of individuality, there is also the BMW Individual Manufaktur – where even the most exceptional personal wishes can become reality, making your BMW a true one-of-a-kind.



BMW Individual full fine-grain Merino leather in Smoke White with weave-look stitching, hand-woven piping and stitching in contrasting colour.

BMW Individual full fine-grain Merino leather¹ in Smoke White and headliner in Anthracite as well as decorative elements in Piano finish Black and further equipment details from BMW Individual.



**EXPERIENCE BMW INDIVIDUAL INTERACTIVE.
WITH THE BMW INDIVIDUAL APP FOR iOS AND ANDROID.**

¹ Includes instrument panel in leather, top surface in Nappa Black with contrast stitching and underside in fine-grain Merino leather to match the upholstery colour.

EQUIPMENT HIGHLIGHTS.

Equipment 32 | 33

Discover more with the new BMW catalogue app. Now available for your smartphone and tablet.

■ Standard equipment □ Optional equipment



□ The Adaptive LED headlights include BMW Selective Beam, cornering lights and adaptive headlights. The light colour is similar to daylight and provides an ideal, even illumination of the road to improve visibility and make driving in the dark less tiring. The iconic light design with four light elements makes the vehicle recognisable as a BMW even at night.



□ The Remote Control Parking function^{1,2} allows the driver to conveniently get out of the vehicle before parking it via remote control by moving it forward into, or reversing out of, a tight parking space or garage. The Remote Control Parking function is activated by the driver once outside the car, with the BMW display key.



■ The Through-loading system consists of rear seat backrests that are divided in a 40:20:40 ratio, guaranteeing more flexibility when transporting people and objects. For example, two passengers can be seated comfortably in the rear, while long objects such as ski and snowboard bags can be transported at the same time.




□ Rear-seat entertainment Professional² includes two separate 10.2" colour screens that can be tilted and a Blu-ray drive. This makes it possible to use the navigation system³ or the internet while on the road (with an existing mobile phone contract). Features remote control and ports for MP3 players, games consoles and headphones (including wireless headphones).




□ The Comfort access system makes it possible to open all four vehicle doors without using the key. This equipment option includes contactless opening and closing of the tailgate with a quick wave of the foot under the rear bumper.



■ With a touch of the car key, the rear window can be opened up separately to put in or take out luggage. A particularly practical feature: When the rear window is opened, the roller cover goes up automatically and when manually closed, it automatically covers the luggage compartment.



■ Remote backrest unlocking for the rear seats allows the rear seat backrests to be unlocked and folded down conveniently via a button in the luggage compartment.




□ Telephony with wireless charging⁴ offers a comprehensive telephony package with Bluetooth connectivity and the technical capacity for a WiFi hotspot.



□ The 8-speed Steptronic Sport transmission⁵ offers incredibly sporty gear changes. Whether automatic or manual using gearshift paddles or gear lever.



■ Storage compartment in luggage compartment floor for sunblind/cover.



□ The Soft-Close function pulls the slightly-open door shut automatically and nearly silently.



□ The Instrument panel in Sensatec lends the interior of the vehicle a highly exclusive atmosphere.



□ Electric Panorama glass roof with slide and lift functions (front), roller sunblind, a wind deflector and comfort opening function via the car's remote control.




□ The Trailer tow hitch with electrically adjustable tow ball and trailer stability control is approved for heavy loads of up to 2,000 kg.



□ The Bowers & Wilkins Diamond surround sound system features an output of 1,400 W and outstanding studio-quality sound for every seat in the car.



□ 2-zone Automatic air conditioning with extended features, driver and front passenger can individually adjust temperature. Includes rear air vents, AAR and auxiliary ventilation function.



□ The Ambient Air Package comprises a fragrance dispersal function and an air ionisation function.



□ The BMW display key shows various information about the vehicle's status and allows selected functions to be controlled with an integrated touch display.

¹ Only available in conjunction with Steptronic transmission.

² Only in conjunction with further equipment.

³ Navigation instructions are only displayed in conjunction with a navigation system.

⁴ Inductive charging for Qi-compatible mobile phones is possible. Special charging cases are available from Original BMW Accessories for smartphones that do not offer Qi inductive charging.

⁵ Not available with BMW 520d.

EQUIPMENT HIGHLIGHTS.

Discover more with the new BMW catalogue app. Now available for your smartphone and tablet.

■ Standard equipment □ Optional equipment



□ The Automatic air conditioning with 4-zone control comes with the equipment included in Automatic air conditioning with 2-zone control with extended features, along with two air vents in the B columns. Additionally, the rear passengers can individually adjust their own climate via a separate control element with display.



□ The electric roller sunblind for rear window, along with the mechanical blinds for the two rear side windows, provide protection against strong direct sunlight and help prevent the interior from heating up too quickly. They also maintain privacy in the rear of the car.



□ Ambient light creates a relaxed, cosy lighting atmosphere in the interior, and features vicinity illumination in the exterior door handles. There are eleven predefined light designs available in six different colours, with contour and ambient lighting on the instrument panel, door trim and centre console.



□ With BMW Gesture Control, certain functions can be operated by means of defined hand movements. For certain operations the system will for example recognise gestures such as 'swiping' or 'pointing' for accepting or rejecting an incoming call, or circular motions of the index finger to adjust volume.



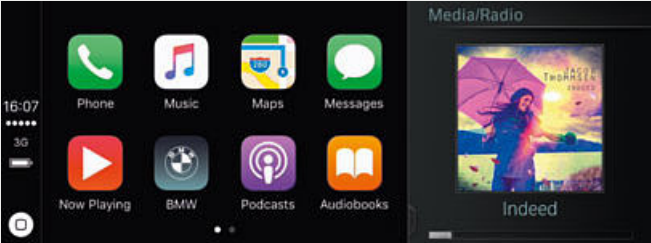
□ The full-colour BMW Head-Up Display¹ projects all information relevant to the journey directly into the driver's field of vision.



□ The Lane Change Warning recognizes vehicles in the blind spot and warns the driver by flashing the LED warning light located in the exterior mirrors, as well as by vibrating the steering wheel (part of Driving Assistant).



□ The lane change assistant supports the driver and allows for comfortable automatic lane changes at speeds between 70 and 130 km/h by giving the blinker a long press (part of the Driving Assistant Plus equipment).



□ Preparation for Apple CarPlay^{®3} supports the convenient and wireless use of a selected iPhone[®] functions in the vehicle. This allows smartphone content, along with functions such as music, iMessages/text messages, telephony, Siri, navigation and selected third-party apps to be displayed and operated via the vehicle's user interface and via Voice control.




□ The Multifunctional instrument display with Black Panel technology and a screen diagonal of 12.3" provides a highly impressive visualisation of the driving experience. Three different modes and their specific displays – each of which have their own colour scheme and graphic style – can be displayed in the instrument cluster: ECO PRO, COMFORT and SPORT.



□ BMW Night Vision with person recognition makes people and large animals visible on the Control Display from a distance using heat imaging and illuminates them with the Dynamic Marker Light in the main headlight. An additional warning system is also automatically activated when the vehicle is started, regardless of the status of the imaging display.



□ Driving Assistant Plus² offers greater comfort and security during monotonous or complex driving situations. These can include traffic jams, stop-and-go traffic or long journeys through the city, on country roads or motorways, along with navigating junctions and lane changes.



□ The Rear view camera enables improved orientation when reversing at speeds below 15 km/h, for example when parking. It shows the area behind the car on the Control Display. Interactive track lines for measuring distance and turning circles assist the driver when manoeuvring, obstacles are marked in colour.



□ The equipment package Parking Assistant Plus makes parking and manoeuvring the vehicle easier. It features Surround View including Top View, Remote 3D View, PDC as well as a lateral parking aid, the Active PDC emergency braking function and the Parking Assistant with linear guidance that provides fully automatic parking both parallel and perpendicular to the road.

¹ The information in the BMW Head-Up Display is not fully visible when wearing polarised sunglasses. The exact content shown will depend on the equipment options chosen. Further optional equipment is required for additional displays.
² Only available in conjunction with Steptronic transmission.

³ The compatibility and range of functions from Apple CarPlay[®] depends on the model year and the software installed on the iPhone[®]. When Preparation for Apple CarPlay is used, selected vehicle data is transferred to the iPhone. The mobile phone manufacturer is responsible for further data processing.


EXTERIOR COLOURS.

Discover more with the new BMW catalogue app. Now available for your smartphone and tablet.

■ Standard equipment □ Optional equipment



■ **Non-metallic** 668 Black



□ **Metallic** 475 Black Sapphire²



□ **Metallic** A90 Sophisto Grey Brilliant Effect²



□ **Metallic** A72 Cashmere Silver



□ **Non-metallic** 300 Alpine White¹



□ **Metallic** A89 Imperial Blue brilliant effect




□ **Metallic** C2P Atlas Cedar



□ **Metallic** A83 Glacier Silver



□ **Metallic** C10 Mediterranean Blue²



□ **Metallic** B65 Jatoba



□ **Metallic** C2Y Bluestone²




□ **Metallic** A96 Mineral White


BMW INDIVIDUAL



□ **BMW Individual** X17 Rhodonite Silver metallic^{2,3}



□ **BMW Individual** X08 Champagne Quartz metallic^{2,3}



□ **BMW Individual** X14 Almandine Brown metallic^{2,3}



□ **BMW Individual** S34 Azurite Black metallic^{2,3}



□ **BMW Individual** 490 Brilliant White metallic^{2,3}



□ **BMW Individual** 490 Frozen Brilliant White metallic^{2,3}



□ **BMW Individual** 490 Pure metal Silver^{2,3}

M SPORT PACKAGE




□ **BMW Individual** 490 Frozen Cashmere Silver metallic^{2,3}



□ **BMW Individual** 490 Frozen Dark Brown metallic^{2,3}



□ **BMW Individual** 490 Frozen Arctic Grey metallic^{2,3}



□ **Metallic** 416 Carbon Black

[Colours] The colours printed above are intended to provide you with a first impression of paints and materials available for your BMW. Experience has shown, however, that printed images of paint, upholstery and interior trim colours cannot faithfully reproduce

the actual appearance of the originals. We recommend therefore that you consult your BMW partner who will be able to show you original samples and assist with special requests.

¹ Standard with the M Sport package.



















² Optionally available for the M Sport package.
















³ Available from 07/2017.

INTERIOR COLOURS.

Discover more with the new BMW catalogue app. Now available for your smartphone and tablet.

■ Standard equipment □ Optional equipment

CLOTH		Available with	LEATHER		Available with
		■ Basic			■ Luxury Line □ Sport Line □ M Sport package
		Cloth Junction BYAT Anthracite ¹			Dakota leather LCFI Ivory White with exclusive stitching, contrast piping
CLOTH/LEATHER COMBINATION		Available with			
		■ Sport Line			■ Luxury Line □ Sport Line □ M Sport package
		Plectoid cloth/leather upholstery CNAT Anthracite			Dakota leather LCRO Cognac with exclusive stitching, contrast piping
		■ M Sport package			■ Luxury Line □ Sport Line □ M Sport package
		Rhombicle cloth/ Alcantara upholstery HRAT Anthracite ⁸			Dakota leather LCTJ Night Blue with exclusive stitching ³ , contrast piping
		□ Basic ■ Luxury Line □ Sport Line □ M Sport package			□ M Sport package
		Dakota leather LCSW Black			Dakota leather LCNL Black with contrast stitching in Blue ⁹
		□ Basic ■ Luxury Line □ Sport Line □ M Sport package			□ Luxury Line □ Sport Line □ M Sport package
		Dakota leather LCCY Canberra Beige ² , interior colour Canberra Beige			Exclusive Nappa leather LZFK Black with exclusive stitching ⁴ , contrast piping
		□ Basic ■ Luxury Line □ Sport Line □ M Sport package			□ Luxury Line □ Sport Line □ M Sport package
		Dakota leather LCEW Ivory White, interior colour Black			Exclusive Nappa leather LZFI Ivory White with exclusive stitching ⁴ , contrast piping
		□ Basic ■ Luxury Line □ Sport Line □ M Sport package			□ Luxury Line □ Sport Line □ M Sport package
		Dakota leather LCRI Cognac			Exclusive Nappa leather LZNI Mocha with exclusive stitching ⁴ , contrast piping
		■ Luxury Line □ Sport Line □ M Sport package			
		Dakota leather LCFK Black with exclusive stitching, contrast piping			
		■ Luxury Line □ Sport Line □ M Sport package	INTERIOR COLOURS		Available with
		Dakota leather LCDO Canberra Beige with exclusive stitching, contrast piping			■ Basic ■ Luxury Line □ Sport Line ■ M Sport package ¹⁰
					□ Basic □ Luxury Line □ Sport Line □ M Sport package ¹⁰
					Black with headliner in Ivory White
					Canberra Beige with headliner in Canberra Beige

INTERIOR TRIMS		Available with	BMW INDIVIDUAL UPHOLSTERY COLOURS		Available with
		■ Basic			□ Basic □ Luxury Line □ Sport Line □ M Sport package
		4K8 Oxide Silver dark matt with Pearl-Gloss Chrome accent lines			BMW Individual full fine-grain Merino leather ZBFU Smoke White/ Black ^{5,6,7}
		■ M Sport package			□ Basic □ Luxury Line □ Sport Line □ M Sport package
		4K7 Aluminium rhombic with Pearl-Gloss Chrome accent trim			BMW Individual full fine-grain Merino leather ZBCR Caramel ^{5,6,7}
		□ Basic ■ Luxury Line □ Sport Line			□ Basic □ Luxury Line □ Sport Line □ M Sport package
		4K9 Fine Brushed Aluminium with Pearl-Gloss Chrome accent lines			BMW Individual full fine-grain Merino leather ZBTQ Tartufo ^{5,6,7}
		□ Basic ■ Luxury Line ■ Sport Line ■ M Sport package			
		4LU Black high-gloss with Pearl Chrome highlights			
		□ Basic ■ Luxury Line □ Sport Line □ M Sport package	BMW INDIVIDUAL INTERIOR TRIMS		Available with
		4LH Fineline Cove fine-wood trim with Pearl-Gloss Chrome accent lines			□ Basic □ Luxury Line □ Sport Line □ M Sport package
		□ Basic ■ Luxury Line □ Sport Line □ M Sport package			BMW Individual interior trim XEW Fine-wood trim Sen Light Brown ^{7,9}
		4LF Fineline Ridge fine-wood trim with Pearl-Gloss Chrome accent lines			□ Basic □ Luxury Line □ Sport Line □ M Sport package
		□ Basic ■ Luxury Line □ Sport Line □ M Sport package			BMW Individual interior trim 4WV Fine-wood trim Plum Brown high-gloss ^{7,9}
		4LG Burled Walnut dark fine-wood trim with Pearl-Gloss Chrome accent lines			□ Basic □ Luxury Line □ Sport Line □ M Sport package
		□ Basic ■ Luxury Line □ Sport Line □ M Sport package			BMW Individual interior trim 4ML Piano finish Black ⁹
		4LQ Poplar grain fine-wood trim with Pearl-Gloss Chrome accent lines			
BMW INDIVIDUAL HEADLINER		Available with			
		□ Basic □ Luxury Line □ Sport Line ■ M Sport package			
		BMW Individual headliner 775 Anthracite			

Please note that even normal long or short-term use can lead to permanent upholstery damage. This can be caused in particular by non-colourfast clothing.

The interior colour is dependent on the chosen upholstery colour.

¹ Only available in conjunction with standard seats.
² Not available in conjunction with sport seats.
³ Not available in conjunction with standard seats.
⁴ Only in conjunction with comfort seats.
⁵ Includes leather-covered instrument panel, top in Nappa leather in Black with contrast stitching and bottom in fine-grain Merino leather matching the seat upholstery colour.

⁶ Also available as BMW Individual extended fine-grain Merino leather upholstery.
⁷ Available from 07/2017.
⁸ Seats with M signature in the piping.
⁹ With Pearl-Gloss Chrome accent line.
¹⁰ In conjunction with the M Sport package headliner in anthracite.

WHEELS AND TYRES.

Discover more with the new BMW catalogue app. Now available for your smartphone and tablet.



□ 20" BMW Individual light alloy wheels V-spoke style 759 I Orbit Grey, gloss-lathed, with mixed tyres and run-flat properties, front 8J x 20 with 245/35 R20 tyres, rear 9J x 20 with 275/30 R20 tyres.



□ 19" light alloy wheels W-spoke style 663 Ferric Grey gloss-lathed with mixed tyres and run-flat properties, front 8J x 19 with 245/40 R19 tyres, rear 9J x 19 with 275/35 R19 tyres.



□ 17" light alloy wheels turbine style 645 in Bicolour Orbit Grey, gloss-lathed, with run-flat properties, BMW EfficientDynamics, 7.5J x 17, with 225/55 R17 tyres.



□ 17" light alloy wheels V-spoke style 631 Ferric Grey gloss-lathed, 7.5J x 17 with 225/55 R17 tyres.



□ 18" light alloy wheels Multi-spoke style 619, 8J x 18 with 245/45 R18 tyres.



□ 19" M light alloy wheels Double-spoke style 664 M Orbit Grey, gloss-lathed with run-flat properties and mixed tyres, front 8J x 19 with 245/40 R19 tyres, rear 9J x 19 with 275/35 R19 tyres.



□ 18" light alloy wheels V-spoke style 684 Ferric Grey gloss-lathed, 8J x 18 with 245/45 R18 tyres.



○ 19" M light alloy wheels Double-spoke style 664 M Jet Black non-metallic, with run-flat properties and mixed tyres, front 8J x 19 with 245/40 R19 tyres, rear 9J x 19 with 275/35 R19 tyres.



○ 20" M light alloy wheels Double-spoke style 668 M Cerium Grey matt, gloss-lathed with performance tyres and mixed tyres, front 8J x 20 with 245/35 R20 tyres, rear 9J x 20 with 275/30 R20 tyres.²

ORIGINAL BMW ACCESSORIES.

Equipment 40 | 41

■ Standard equipment □ Optional equipment ○ Accessories



○ The **Pro 2.0 rear bike rack** is lightweight yet sturdy and can carry up to 60 kg. Exceptionally easy to use, it carries two bikes or e-bikes (can be extended to accommodate three bikes). Its tilt function allows easy access to the luggage compartment at all times.



○ This contemporary **roof box** in Black with titanium silver side trims has a 520-litre capacity and fits all BMW roof rack systems. It can be opened from both sides and features triple central locking on each side which makes it easy to load and provides anti-theft locking.



○ **The BMW Junior Seat Group 1** is the safe choice for children aged approx. 12 months to 4 years (approx. 9–18 kg) when teamed with the ISOFIX base, available separately. The seat offers the highest possible level of safety in the event of an accident, particularly when facing backwards. Patented air pads guarantee exceptional protection against impact to the head area.

○ **BMW Junior Seat Group 2/3** Size-adjustable seat for children aged approx. 3 to 12 years (approx. 15–36 kg). With patented air pads for exceptional impact protection; includes ISOFIX connectors.



○ **All-weather footwell trays** The durable all-weather footwell trays with a high border and stainless steel inlay offer reliable protection for the front footwell against moisture and dirt.



○ **Travel & Comfort System – base carrier.** Provides an option to attach clothes hangers, a folding table, universal hooks or holders for GoPro cameras, iPads™ or Samsung Galaxy Tabs to the front seat headrest.



○ **20" light alloy wheels cross-spoke style 636 in bi-colour Orbit Grey**, gloss-lathed on the visible side. TPMS complete wheel set with run-flat mixed tyres, wheel size 8J x 20 and 9J x 20.



○ Precisely-fitted, durable, anti-slip, water-resistant **luggage compartment mat.** Black with the number 5 featured as a stainless steel inlay.

¹ Available only in combination with the M Sport package..

² Planned availability from 07/2017.

Discover the wide range of innovative solutions available for the exterior, interior, communication and information as well as transportation and luggage compartment solutions. Your BMW Partner is on hand to advise you on the whole range of Original BMW

Accessories and can also provide you with a special accessories catalogue. More information is also available any time at www.bmw.com/accessories

BMW 5 Series Touring	530i	540i xDrive	520d	530d 530d xDrive
----------------------	------	-------------	------	---------------------

Weight					
Unladen EU ¹	kg	[1715]	–	1730 [1735]	[1825]
Unladen EU (xDrive) ¹	kg	–	[1840]	–	[1875]
Max. permissible	kg	[2360]	–	2380 [2390]	[2480]
Max. permissible (xDrive)	kg	–	[2495]	–	[2530]
Permitted load	kg	[720]	–	725 [730]	[730]
Permitted load (xDrive)	kg	–	[730]	–	[730]
Permitted trailer load, unbraked ²	kg	[750]	–	750 [750]	[750]
Permitted trailer load, unbraked (xDrive) ²	kg	–	[750]	–	[750]
Permitted trailer load, braked, max. 12% gradient/max. 8% gradient ²	kg	[2000/2000]	–	2000/2000 [2000/2000]	[2000/2000]
Permitted trailer load, braked, max. 12% gradient/max. 8% gradient (xDrive) ²	kg	–	[2000/2000]	–	[2000/2000]
Luggage compartment capacity	l	570–1700	570–1700	570–1700	570–1700

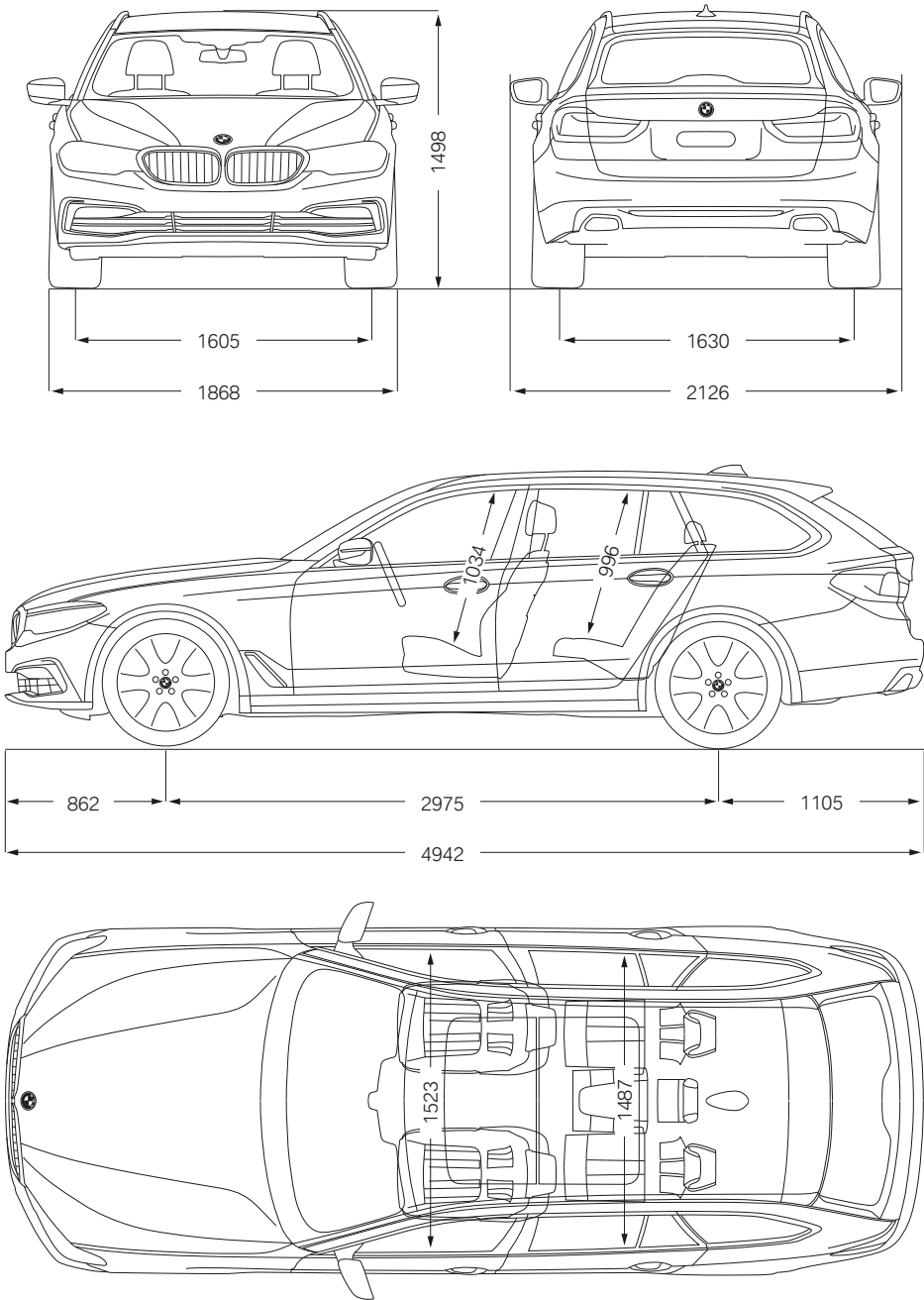
Engine					
Cylinders/valves		4/4	6/4	4/4	6/4
Capacity	cc	1998	2998	1995	2993
Rated output/rated engine speed	kW (hp)/ rpm	185 (252)/ 5200–6500	250 (340)/ 5500–6500	140 (190)/ 4000	195 (265)/ 4000
Max. torque/engine speed	Nm/rpm	350/ 1450–4800	450/ 1380–5200	400/ 1750–2500	620/ 2000–2500

Power transmission				
Drive configuration	Rear-wheel	All-wheel	Rear-wheel	Rear-wheel/all-wheel
Standard transmission	Eight-speed Steptronic	–	Six-speed manual	Eight-speed Steptronic
Standard transmission (xDrive)	–	Eight-speed Steptronic	–	Eight-speed Steptronic

Performance					
Top speed	km/h	[250] ⁴	–	230 [225]	[250] ⁴
Top speed (xDrive)	km/h	–	[250] ⁴	–	[250] ⁴
Acceleration 0–100 km/h	s	[6.5]	–	8.0 [7.8]	[5.8]
Acceleration (xDrive) 0–100 km/h	s	–	[5.1]	–	[5.6]

Fuel consumption ^{4, 5}					
Urban	l/100 km	[7.2–7.6]	–	5.2–5.6 [4.9–5.2]	[5.4–5.8]
Urban (xDrive)	l/100 km	–	[9.5–9.9]	–	[6.0–6.4]
Extra-urban	l/100 km	[5.1–5.5]	–	4.1–4.6 [4.0–4.4]	[4.3–4.7]
Extra-urban (xDrive)	l/100 km	–	[6.1–6.5]	–	[4.9–5.2]
Combined	l/100 km	[5.8–6.3]	–	4.5–4.9 [4.3–4.7]	[4.7–5.1]
Combined (xDrive)	l/100 km	–	[7.3–7.7]	–	[5.3–5.7]
CO ₂ emissions, combined	g/km	[133–143]	–	119–129 [114–124]	[124–134]
CO ₂ emissions, combined (xDrive)	g/km	–	[167–177]	–	[139–149]
Tank capacity (approx.)	l	68	68	66	66

Wheels/tyres				
Tyre dimensions	225/55 R 17 Y	225/55 R 17 Y	225/55 R 17 Y	225/55 R 17 Y
Wheel dimensions	7.5 J x 17	7.5 J x 17	7.5 J x 17	7.5 J x 17
Material	Light alloy	Light alloy	Light alloy	Light alloy



All dimensions in the technical drawings are given in millimetres.
Quoted performance, fuel consumption and CO₂ emissions figures refer to vehicles with standard transmission. Figures in [] refer to vehicles with Steptronic transmission.

¹ Figure quoted accounts for a 90% full tank, 68 kg for the driver and 7 kg of luggage. Unladen weight applies to vehicles with standard equipment. Optional equipment may increase these figures.

² The overall weight of the trailer may not exceed the maximum permissible trailer load plus the maximum permissible towbar download.

³ BMW recommends the use of RON 95 super unleaded petrol. Unleaded RON 91 and higher with a maximum ethanol content of 10% (E10) may also be used. Output and fuel consumption figures apply to RON 98 fuel.

⁴ Electronically restricted.

⁵ All engines comply with the EU 6 emissions standard. Fuel consumption is determined in accordance with the ECE driving cycle. This is made up of approximately one third urban and two thirds extra-urban driving (based on distance covered). CO₂ emissions are measured in addition to fuel consumption. Optional equipment may increase these figures. Fuel consumption and CO₂ emission figures are dependent on tyre format (higher figures refer to models with optional wheels). For further information on fuel consumption and CO₂ emissions, please consult your BMW partner.

BMW 530d xDRIVE TOURING WITH THE M SPORT PACKAGE:

BMW TwinPower Turbo inline 6-cylinder diesel engine, 195 kW (265 hp), 19" M light alloy wheels in Double-spoke style 664 M Orbit Grey gloss-lathed, exterior colour Mediterranean Blue metallic, seats in leather "Dakota" Canberra Beige exclusive stitching and leather piping in contrast, interior trim finishers in fine-wood trim "Fineline" Cove with highlight trim finishers Pearl Chrome.

The models illustrated in this catalogue show the equipment and configuration options (standard and optional) for vehicles produced by BMW AG for the German market. Alterations in standard and optional equipment and the configurations available for the different models, as described in this brochure, may occur after 30.01.2017, the date when this brochure went to press, or according to the specific requirements of other markets. Your local BMW Partner is available to provide further details. Subject to alteration in design and equipment.

© BMW AG, Munich, Germany. Reproduction, even in part, only with the written approval of BMW AG, Munich.

4 11 005 032 20 1 2017 BM. Printed in Germany 2017.

